

Tennessee Market Highlights

UF Extension

August 14, 2009
Number :32

Livestock Comments by Emmitt L. Rawls

Fed cattle prices on Friday were mostly \$1 higher at \$82 live and \$130 dressed. The 5 area weighted average prices thru Thursday were \$81.98 live and \$130.68 dressed compared to \$81.27 and \$129.61 a week ago. A year ago those averages were \$99.26 live and \$159.39 dressed. Cutout values moved higher thru Wednesday but drifted lower on Thursday perhaps causing cattle feeders to sell \$2 lower than the mostly \$84 asking prices. Cutout values on Thursday compared to a week ago were up .43 on the Choice and up \$1.06 on the Select. At midday Friday the Choice cutout was \$141.31, up .18 and the Select was \$134.77 down .36. The Choice Select spread was \$6.54 compared to \$6.59 a week ago. On the Tennessee auctions this week feeder steers and bulls sold \$2 to \$4 lower with feeder heifers steady to \$4 lower. Slaughter bulls were steady and cows were steady to \$1 lower. Average receipts per market were 717 on 11 sales this week compared to 697 on 11 last week and 664 on 17 markets a year ago. Sales of feeder cattle through video auctions have been quite large the past few weeks. The difficult financial conditions in the feedlot sector seems to be negatively impacting prices. Even though corn is \$2 per bushel below a year ago, the fact that fed cattle prices are \$18 per cwt. below last year and the December futures are \$10+ per cwt. below a year is making feeder cattle prices less attractive than would otherwise be the case. In fact one could argue that either buyers are very optimistic expect a rally in fed cattle prices or sharply lower corn prices to be paying what heavier feeder cattle are currently bringing.

Continued on page 2

Crop comments by Chuck Danehower

The monthly USDA Supply & Demand report was released on August 12 which at least initially was perceived friendly. The market has been unable to sustain the momentum from the report as the potential for a big corn and soybean crop seem to be growing. There are also concerns on the demand side that USDA is over estimating usage with a struggling livestock industry and a potentially large South American soybean crop. Some weather prognosticators have started taking the early frost/freeze threats out of the forecast which is feeding into the big crop scenarios. Outside influences have been mixed for the week and have not been able to provide support to commodities as the week closes. The U.S. Dollar while stronger today is slightly weaker for the week, down .18 at 78.93 before the close. The Dow Jones Industrial Average was down about 1% for the week on concerns that consumer sentiment was down the first part of the month reflecting a possible curtailment in spending. Crude Oil is down 3.36 a barrel trading at 67.57 a barrel before the close. A summary table for the USDA projections is at the end of these comments and more detailed comments can be found at <http://economics.ag.utk.edu/outlook.html>.

Corn:

New Crop: September 2009 futures closed at \$3.19 a bushel on Friday, down \$.13 bushel from last week. Weekly exports sales were 32.8 million bushels (21.3 mb old crop, 11.5 mb new crop), about expected and on pace to reach USDA projections. As of August 9, the crop condition ratings for corn were 68% in the good to excellent rating compared to 68% the previous week and 67% a year ago. *Continued on page 2*

Slaughter cows: mostly steady to \$1 higher

Slaughter bulls: steady

Feeder steers: \$2 to \$4 lower

Feeder heifers: steady to \$4 lower

Fed cattle: 5 area live price of \$81.98 is up \$.71 and the dressed price is up \$1.07 at \$130.68

Feeder cattle index: Wednesday's index: \$100.71

Corn: September 2009 futures closed at \$3.19 a bushel on Friday, down \$.13 bushel from last week

Soybean: September futures closed at \$10.25 bushel, down \$.66 from last week

Wheat: September 2009 futures contract closed at \$4.82 bushel, down \$.08 bushel from last week

Cotton: October Cotton futures closed at 59.21 cents/lb, down 1.32 cents/lb from last week

Livestock Comments by *Emmit L. Rawls*

Until consumers begin to consume more of the higher dollar beef items at home or away from home, it looks like fed cattle prices will continue to labor in the mid \$80s. Tighter supplies this fall may help, but we are also laboring under very burdensome supplies of pork. Dairy cows from the latest CWT dairy buyout should begin hitting the market over the next 45 days and their could be a rush to beat the normal fall downturn in cow prices.

TECHNICALLY SPEAKING: Based on Thursday's closing prices. August live cattle closed at \$84.18. Support is at \$84.05, then \$83.70. Resistance is at \$84.40, then \$84.75. The RSI is 50.35. October cattle closed at \$88.20. Support is at \$88.05, then \$87.63. Resistance is at \$88.47, then \$88.90. The RSI is 37.55. December closed at \$88.20. Support is at \$87.40, then \$86.30. Resistance is at \$89.27, then \$88.55. The RSI is 39.18. August feeders closed at \$100.05. Support is at \$99.85, then \$99.50. Resistance is at \$100.20, then \$100.55. The RSI is 32.42, near an overbought condition. September feeders closed at \$99.90. Support is at 99.72, then \$99.32. Resistance is at \$100.12, then \$100.52. The RSI is 30.66 and overbought condition. October feeders closed at \$100.07. Support is at \$99.22, then \$98.50. Resistance is at \$100.65, then \$101.00. The RSI is 38.60. Friday's closing futures prices were as follows: Fed cattle: August \$84.65 +0.47; October \$88.55 +0.35; December \$88.05 + 0.15. Feeder cattle: August \$100.70 +0.65; September \$100.20 +0.30; October \$100.27 +0.20; November \$00.92 +0.22. September corn closed at \$3.19 -0.51/4, \$.03 lower than last Friday.

Crop comments by *Chuck Danehower*

The percent dough stage nationwide is 24% compared to 14% last week, 28% last year and 46% five year average. USDA after resurveying, left planted corn acreage at 87 million, lowering harvested acres by 100,000. Trade estimates were looking for a 500,000 – 700,000 decrease in planted acres. FSA acre certification ends today and those numbers for all crops will be eventually worked into the crop reports, probably in October. The national average corn yield was estimated at 159.5 bushels, 2.4 bushels/acre higher than the average pre report guess. U.S. ending stocks for 2009/2010 were projected at 1.621 billion bushels, 80 million bushels less than expected. This is based on a projected record demand of 12.875 billion bushels. There is concern among market analysts that demand is over estimated, however, USDA is projecting the increase based on lower prices spurring usage. The projected price range is \$3.10 - \$3.90 with the average of \$3.50. The corn market this week has held up better than the other crops, but without yield problems there will be very adequate production and ending stocks. At least in the near term the market looks to continue to drift sideways with a downward bias. There is current support at \$3.10 - \$3.16 bushel with resistance at \$3.32 - \$3.39 bushel. There could be occasional spikes from frost concerns, stronger crude oil, and or weaker dollar. There is still a chart gap at \$3.68 - \$3.83 bushel that is looking doubtful that it will be filled. I am currently 50% forward priced with another 25% in put options. Based on the market's inability to push upward after a neutral to friendly report, I would cover the remaining 25% of anticipated production with December put options. This will give downside protection while at the same time allowing for any price appreciation that might occur. A December \$3.30 put, costing \$.28 bushel would set a futures floor at \$3.02. Other strike prices and other option strategies are available; just understand what you are doing. Put options will protect prices on the downside, but still leave some upside.

Deferred: The March 2010 futures contract closed at \$3.41 bushel, up \$0.01 from last week. The September 2010 contract closed at \$3.64, even with last week. Watch any rallies to start pricing 2010 production.

Cotton:

Nearby: The October Cotton futures closed at 59.21 cents/lb, down 1.32 cents/lb from last week. Weekly exports sales were 278,200 bales (251,100 bales for 09/10; 27,100 bales for 10/11), above expectations. The 2008/2009 cotton marketing year ended July 31. USDA raised ending stocks 100,000 bales for the 2008/2009 marketing year to 6.1 million bales.

New Crop: The December 09 futures closed at 61.12 cents/lb. down 1.31 cents/lb. from last week. Cotton has support at 59 cents with resistance in the 65-66 cent range. USDA put this year's cotton crop at 13.21 million bales, down from the July estimate of 13.25 million bales. A drop in harvested acres was offset by an increase in yield to 816 lbs/acre as compared to 813 lbs/acre in July. U.S. cotton ending stocks for 2009/2010 were projected at 5.6 million bales, unchanged from July. Overall crop condition ratings as of August 9 were 50% good to excellent compared to 50% last week and 45% last year. The percent setting bolls is 75% compared to 65% last week, 70% last year, and the five year average of 78%. Prices seem to be range bound at 57 – 65 cent. With the loan program, there is not any incentive to price cotton until it moves above 63-65 cents. Should prices move into the 65 – 70 cent range, they should be rewarded with either sales or purchase of a put option. The projected USDA price range is 49 – 59 cents per pound.

Soybeans:

Nearby: September futures closed at \$10.25 bushel, down \$.66 from last week. Weekly exports were 37.5 million bushels (9.5 mb old crop, 28.0 mb new crop) above expectations and on pace to exceed the USDA target. However, USDA left U.S. ending stocks unchanged from July at 110 million bushels, choosing to adjust the residual number which would indicate that last year's production was either slightly higher than reported or that the minimum in the soybean pipeline is 110 million bushels. The National Oilseed Processing Association reported July soybean crush at 120.92 million bushels lower than the 130.4 million bushels expected, but still on pace to beat USDA expectations.

New Crop: The November 2009 futures contract closed at \$9.82 bushel, down \$.57 bushel from last week. Today's close is at a level of support which if breached could drop back to the \$9.25 range. Initial resistance is around the \$10.00 level. As of August 9, crop conditions have the crop rated at 66% good to excellent compared to 67% last week and 63% in 2008. Soybeans setting pods nationwide is at 55% compared to 36% last week, 57% last year and the 5 year average of 72%. USDA lowered the projected soybean yield to 41.7 bushels/acre and estimated U.S. ending stocks at 210 million bushels. The trade was expecting 221 million bushels. Exports were lowered 10 million bushels from July based on a normal South American crop coming into the new crop marketing year. There is concern that USDA did not lower exports enough. There is still uncertainty in production where an extra bushel added to yield could result in ending stocks around 300 million bushels while an early frost could tighten supplies. With adequate supplies, the market could easily move down through \$9.00. However, there is enough uncertainty that we could still see rallies. Those would be selling opportunities, if the market rallies above \$10.00 bushel look to forward price or purchase put options. The projected USDA price range is \$8.40 - \$10.40 bushel. I am currently 50% forward priced with another 50% priced with put options. A November \$10.00 strike price put would have a premium of \$0.78 bushel and set a futures floor of \$9.22 bushel. This option does expire October 23 so producers with a later crop will need to look at January options to extend their coverage until the crop comes out.

Wheat:

Nearby: The September 2009 futures contract closed at \$4.82 bushel, down \$.08 bushel from last week. Support is at \$4.74- \$4.77 bushel a bushel with resistance at \$4.88 - \$4.95 bushel. Weekly exports were 17.6 million bushels, about expected, but still short of the pace needed to reach USDA export projection. USDA projected wheat ending stocks at 743 million bushels compared to a pre report guess of 737 million bushels and the July projection of 706 million bushel. The fundamentals of wheat continue to deteriorate.

Deferred: The December 2009 futures contract closed at \$5.10 bushel, down \$.07 for the week. The July 2010 futures closed at \$5.51 bushel, down \$0.09 bushel from last week. The projected USDA price range is \$4.70 - \$5.70 bushel. For the 2010 crop, I am 5% priced at \$6.00 bushel. Wheat will be dependent on the corn and soybean market to trade higher.

	Wheat	Corn	Soybeans	Cotton
Planted (mil. acres)	63.1	86.0	75.7	9.47
Harvested (mil. acres)	55.7	78.6	74.6	7.57
Yield per acre	44.9 bu.	153.9 bu.	39.6 bu.	813 lbs.
Production (mil. bu. or bales)	2,500	12,101	2,959	12.82
Beg. Stocks	306	1,624	205	10.04
Imports	127	15	15	0.00
Supply	2,932	13,740	3,179	22.86
Total Domestic Use	1,250	10,170	1,804	3.60
Exports	1,015	1,850	1,265	13.20
Total Use	2,265	12,020	3,069	16.80
Ending Stocks(mil. bu. or bales)	667	1,720	110	6.10
Projected Season Avg. Price	\$6.78 bu.	\$4.05 bu.	\$10.00 bu.	\$0.49 lb.
Stocks/Use	29.4%	14.3%	3.6%	36.3%

USDA U.S. 2009/10 Projected Supply & Demand (8/12/09)

	Wheat	Corn	Soybeans	Cotton
Planted (mil. acres)	59.8	87.0	77.7	9.05
Harvested (mil. acres)	50.4	80.0	76.9	7.77
Yield per acre	43.3 bu.	159.5 bu.	41.7 bu.	816 lbs.
Production (mil. bu. or bales)	2,184	12,761	3,200	13.21
Beg. Stocks	667	1,720	110	6.10
Imports	110	15	10	0.01
Supply	2,961	14,496	3,320	19.31
Total Domestic Use	1,268	10,775	1,845	3.50
Exports	950	1,950	1,265	10.20
Total Use	2,218	12,875	3,110	13.70
Ending Stocks(mil. bu. or bales)	743	1,621	210	5.60
Projected Season Avg. Price	\$5.20 bu.	\$3.50 bu.	\$9.40 bu.	\$0.54 lb.
Stocks/Use	33.5%	12.6%	6.8%	40.9%

PRICES ON 11 TENNESSEE REPORTED LIVESTOCK AUCTIONS (\$/cwt)

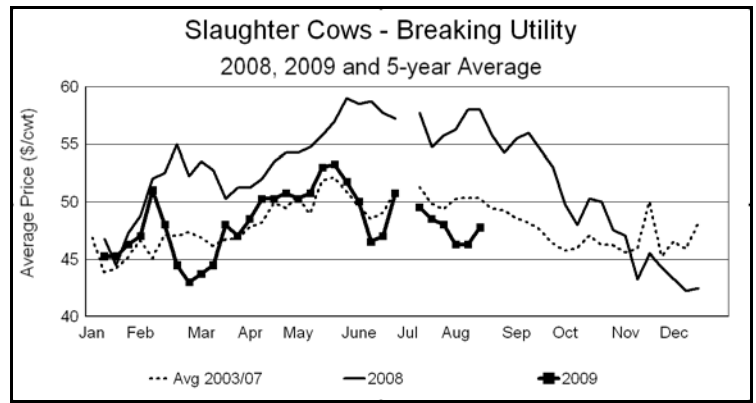
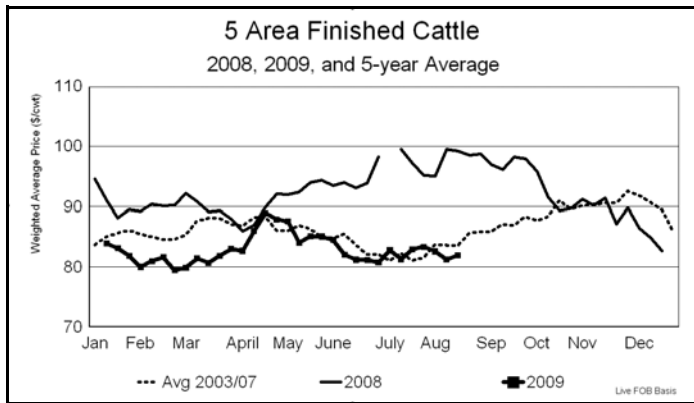
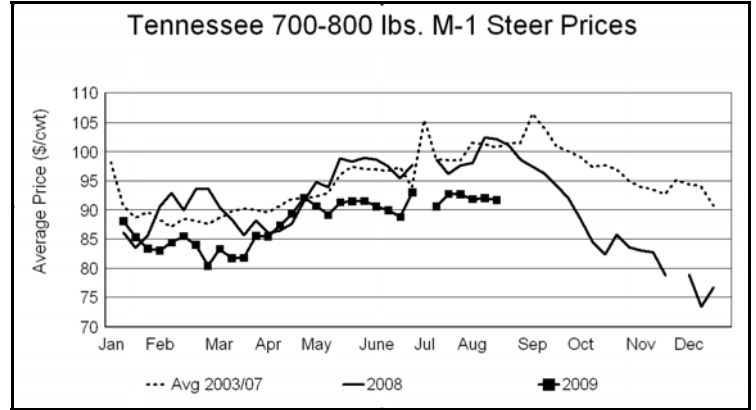
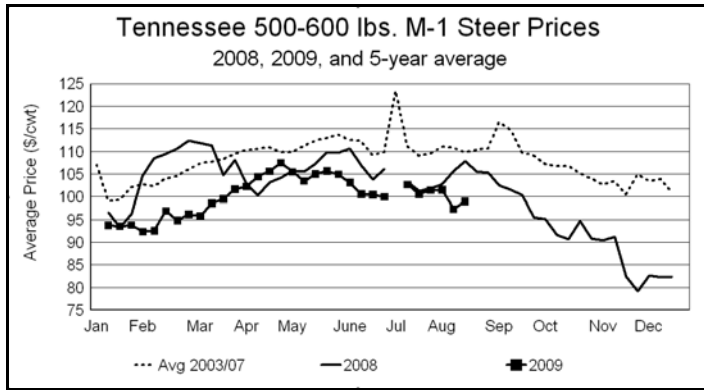
August 14, 2009

	This Week Low	This Week High	This Week Weighted Average	Last Week Weighted Average	Year Ago Weighted Average
<u>Steers: Medium/Large Frame #1-2</u>					
300-400 lbs.	96.50	125.00	111.82	113.26	117.58
400-500 lbs.	95.00	114.00	104.40	106.86	111.22
500-600 lbs.	90.00	110.00	98.95	97.32	107.86
600-700 lbs.	83.00	102.50	94.80	97.32	104.39
700-800 lbs.	85.00	98.00	91.69	92.01	102.09
<u>Steers: Small Frame #1-2</u>					
300-400 lbs.	87.00	98.00	89.04	114.00	95.48
400-500 lbs.	85.00	100.00	93.72	84.00	93.66
500-600 lbs.	83.50	97.00	87.93	86.18	93.67
600-700 lbs.	83.50	83.50	83.50	-----	88.64
<u>Steers: Medium/Large Frame #3</u>					
300-400 lbs.	90.00	113.00	101.45	103.99	106.66
400-500 lbs.	89.00	102.00	95.04	96.72	100.81
500-600 lbs.	80.00	98.50	91.31	92.72	95.67
600-700 lbs.	79.00	92.50	85.97	90.44	91.81
700-800 lbs.	75.00	88.00	82.94	90.05	93.71
<u>Holstein Steer</u>					
300-400 lbs.	60.00	73.00	64.97	68.51	64.52
500-600 lbs.	57.50	72.50	67.08	67.19	65.02
700-800 lbs.	-----	-----	-----	61.74	65.90
<u>Slaughter Cows</u>					
Breaking Utility	43.00	52.50	47.75	46.25	58.00
Cutter & Boning	38.50	50.50	44.50	46.00	57.75
Canner	34.50	45.50	40.00	41.00	49.25
Bull YG 1-2	53.00	63.50	58.25	58.00	74.00
<u>Heifers: Medium/Large Frame #1-2</u>					
300-400 lbs.	88.00	114.00	97.43	96.18	100.45
400-500 lbs.	85.00	103.50	93.35	93.75	98.41
500-600 lbs.	82.00	99.50	90.56	90.90	95.56
600-700 lbs.	79.50	97.00	87.03	88.47	93.54
<u>Heifers: Small Frame #1</u>					
300-400 lbs.	71.00	96.00	81.63	85.54	85.08
400-500 lbs.	75.00	89.00	80.87	81.11	84.66
500-600 lbs.	73.00	84.00	79.85	82.12	82.76
600-700 lbs.	78.00	78.00	78.00	68.00	78.58
<u>Heifers: Medium/Large Frame #3</u>					
300-400 lbs.	78.00	92.50	87.66	90.36	92.52
400-500 lbs.	75.00	92.00	85.66	86.36	89.58
500-600 lbs.	72.00	90.00	82.85	84.20	87.71
600-700 lbs.	72.50	84.00	78.88	82.10	85.20

Cattle Receipts: This week: (11) 7,891

Week ago: (11) 7,670

Year ago: (17) 11,292



Average Daily Slaughter (number of head)

	This week (4 days)	Last week (4 days)	Year ago (4 days)	This week as percentage of Week ago (%)	Year ago (%)
Hogs	319,750	290,250	314,500	110%	102%
Cattle	94,000	92,700	96,000	101%	98%

USDA Box Beef Cutout Value (\$/cwt)

	Thursday	Week ago	Year ago	Change from week ago	Change from year ago
Choice 1 - 3					
600-900 #	141.13	140.70	164.84	0.43	-23.71
Select 1 - 3					
600-990 #	135.13	134.07	157.72	1.06	-22.59

FUTURES SETTLEMENT PRICES**Crops & Livestock****Friday, August 7, 2009 - Thursday, August 13, 2009**

Commodity	Contract Month	Fri. 7	Mon 10	Tues 11	Wed. 12	Thurs. 13
Soybeans (\$/bu)	Aug	11.84	11.70	12.16	12.16	11.87
	Sep	10.90	10.67	10.97	10.92	10.65
	Nov	10.38	10.10	10.38	10.44	10.19
	Jan	10.41	10.14	10.42	10.48	10.24
	Mar	10.35	10.12	10.39	10.44	10.24
	May	10.21	10.00	10.27	10.32	10.12
Corn (\$/bu)	Sep	3.22	3.24	3.26	3.31	3.24
	Dec	3.26	3.30	3.31	3.36	3.32
	Mar	3.40	3.44	3.44	3.50	3.46
	May	3.49	3.53	3.53	3.59	3.55
	Jul	3.57	3.61	3.61	3.67	3.63
	Sep	3.64	3.68	3.68	3.75	3.71
Wheat (\$/bu)	Sep	4.89	4.94	4.85	4.90	4.81
	Dec	5.17	5.20	5.12	5.18	5.09
	Mar	5.36	5.39	5.32	5.37	5.28
	May	5.48	5.51	5.44	5.49	5.40
	Jul	5.59	5.62	5.54	5.59	5.50
Soybean Meal (\$/ton)	Aug	375	367	383	388	391
	Sep	344	334	344	341	336
	Oct	324	310	318	317	311
	Dec	319	306	314	313	307
	Jan	316	303	311	310	304
	Mar	311	300	307	306	301
Cotton (\$/lb)	Oct	60.53	61.95	62.24	62.24	62.21
	Dec	62.43	63.75	64.00	64.00	64.09
	Mar	64.49	65.88	66.39	66.39	66.45
	May	65.67	67.08	67.57	67.57	67.59
	Jul	66.83	68.26	68.62	68.62	68.63
Choice Fed Cattle (\$/cwt)	Aug	83.85	83.27	83.30	84.42	84.17
	Oct	89.12	88.32	87.67	88.35	88.20
	Dec	88.67	88.15	87.55	88.05	87.90
	Feb	89.07	88.72	88.32	88.67	88.57
	Apr	90.80	90.27	89.90	90.40	90.40
Feeder Cattle (\$/cwt)	Aug	101.35	100.42	100.10	99.85	100.05
	Sep	100.97	100.30	99.97	100.02	99.90
	Oct	101.57	100.62	100.10	100.17	100.07
	Nov	102.27	101.25	100.62	100.70	100.70
	Jan	101.85	100.92	100.70	100.80	101.00
Market Hogs (\$/cwt)	Aug	48.80	48.30	48.17	47.75	48.80
	Oct	44.90	45.00	44.35	43.97	45.40
	Dec	44.85	44.60	44.20	43.67	45.05
	Feb	52.20	52.55	52.30	52.57	53.75
	Apr	56.37	57.05	57.02	57.47	58.90

Milk Futures, Thursday , August 13, CME Futures

Month	Class III Close	Class IV Close
August	11.08	10.51
September	12.63	11.06
October	13.40	11.30
November	13.29	11.43
December	13.68	11.81

EAST TENNESSEE LIVESTOCK CENTER AUGUST 12, 2009

1 load out of 130 heifers, est. wt. 700 kbs., range 640 to 750 lbs., \$.04 slide up if over 701 lbs., 100% M -1, med flesh, 80% Black/BWF, 15% ChaX & Smoky, 5% Red/RWF, wormed, no implants, hauled 25 miles to barn, selling with 1% shrink. Price: \$93.00

1 load out of 125 heifers, est. wt. 725 lbs., range 675 to 775 lbs., \$.04 slide up if over 726 lbs., 100% M -1, med flesh, 60% Black/BWF, 35% ChaX/Smoky, 5% Red/RWF, wormed, implanted, hauled 8 miles to barn, selling with 1% shrink. Price: \$91.25

3 loads out of 203 steers, est. wt. 835 lbs., range 740 to 900 lbs., \$.04 slide up if over 836 lbs., 90% l&M, 10% L&M, med flesh, 70% Black & BWF, 20% ChaX & Smoky, 10% Red/RWF, wormed and implanted, weighed on truck, selling with a 2% shrink. Price; \$92.90

Nashville, TN Thursday, August 13, 2009 USDA-TN Dept Market News**Tennessee Video Board Sale and Graded Sale****08/12/2009 McMinnville****Receipts: 386Blk, Bwf and Char X only**

Steers: Med and Lg 1	Heifers: Med & Lg 1
400-450 lbs -----	400-450 lbs 93.00
450-500 lbs 108.50	450-500 lbs 93.00
500-550 lbs 105.50-108.50	500-550 lbs 89.50-93.50
550-600 lbs 106.00-106.50	550-600 lbs 93.50
600-700 lbs 102.50-103.50	600-700 lbs 92.75-95.50
700-850 lbs 94.50	700-850 lbs 83.50-85.50
850-950 lbs 88.00	

Steers: Med & Lg 2	Heifers: Med & Lg 2
350-400 lbs 106.00	350-400 lbs 95.00
400-450 lbs 105.00-108.00	400-450 lbs 93.50-94.50
450-500 lbs 102.00-108.00	450-500 lbs 85.00-94.25
500-600 lbs 101.50-105.50	500-600 lbs 87.00-89.75
600-700 lbs 92.00	600-700 lbs 82.00-90.75
700-850 lbs 85.50-86.00	700-850 lbs 82.00

08/11/2009 Fayetteville (TLP)**Receipts: 661(357 Graded and Grouped)**

Steers & Bulls: Med & Lg 1-2	Heifers: Med & Lg 1-2
300-350 lbs -----	300-350 lbs -----

350-400 lbs 104.00-114.50	350-400 lbs 96.50
400-450 lbs 98.00	400-450 lbs 91.00
450-500 lbs 95.00-99.00	450-500 lbs 86.00-94.50
500-550 lbs 85.00-98.50	500-550 lbs 84.00-90.00
550-600 lbs 95.50-97.50	550-600 lbs 82.50-91.50
600-650 lbs 86.00-95.50	600-650 lbs -----
650-700 lbs 82.00-95.50	650-700 lbs 88.00
700-800 lbs 80.00-92.50	700-800 lbs 87.00-87.50

8/10/2009 Cookeville

Receipts: 1080

Steers: Med & Lg 1	Heifers: Med & Lg 1
300-395 lbs 101.00-113.00	300-395 lbs 99.00
400-475 lbs 102.00-104.00	400-475 lbs 90.50-95.50
480-550 lbs 103.75-105.50	480-550 lbs 89.00-91.25
555-625 lbs 100.00	555-625 lbs 86.50-89.25
630-700 lbs 94.25-95.10	630-700 lbs 87.25-88.30
705-775 lbs 91.00-93.00	705-775 lbs 85.75-86.75
780-850 lbs 87.75-91.00	780-850 lbs 83.25-83.75
855-950 lbs 86.25-87.75	

Steers: Med & Lg 2	Heifers: Med & Lg 2
300-395 lbs 99.00-104.00	300-395 lbs -----
400-475 lbs 90.00-97.00	400-475 lbs 85.00-91.50
480-550 lbs 99.00-105.00	480-550 lbs 82.00-86.50
555-625 lbs 91.00-93.50	555-625 lbs 81.50-84.10
630-700 lbs 89.50-90.00	630-700 lbs 81.25-81.75
705-775 lbs 85.00-90.50	705-775 lbs 75.00-81.25

8/7/2009 Sweetwater-Graded Sale

Receipts: 1361 Prices for Blk, Bwf and Cont-X

Steers: Med & Lg 1	Heifers: Med & Lg 1
400-450 lbs 105.50	400-450 lbs 97.00
450-500 lbs 103.50-107.25	450-500 lbs 93.00-103.00
500-550 lbs 98.25-100.25	500-550 lbs 92.00-95.50
550-600 lbs 97.75-103.75	550-600 lbs 91.75-95.50
600-700 lbs 96.50-103.10	600-700 lbs 85.00-93.00
700-800 lbs 92.75-97.50	700-800 lbs 82.00-89.00
800-900 lbs 86.50-91.00	

Steers: Med & Lg 2	Heifers: Med & Lg 2
400-450 lbs 100.00	400-450 lbs 90.00
450-500 lbs 96.00-100.00	450-500 lbs 90.00-93.00
500-550 lbs 93.00-95.00	500-550 lbs 80.00-92.50
550-600 lbs 92.00-93.00	550-600 lbs 90.00-91.00
600-700 lbs 90.50-92.00	600-700 lbs 82.00
700-800 lbs 85.00-85.75	700-800 lbs 77.00-80.50
800-900 lbs 81.50-84.50	

8/7/2009 Lower Middle TN. Cattle Assoc. Video Board Sale Columbia TN.

(Delivery current through Oct, 0-2% shrink and \$4.00-5.00/cwt slide)

Cattle from TN, VA and NC.

Total Receipts: 3,766

Steers Medium and Large 1 few 2 Heifers Medium and Large 1 few 2

Ld 625 lbs 106.10

8 Lds 700-730 lbs 99.40-103.20 9 Lds 625-675 lbs 92.60-97.40

5 Lds 750-790 lbs 94.80-99.90 6 Lds 725-775 lbs 87.50-91.10

12.5 Lds 800-885 lbs 90.95-95.80 8 Lds 800-850 lbs 86.20-88.50

3 Lds 900 lbs 89.00-90.70 Ld 900 lbs 84.30

Holstein Steers Lg 3

Ld 950 lbs 71.10

08/06/2009 Hodge Livestock Network, Newport, TN,

Video Board Sale

Receipts: 92.5 Loads

Steers: Med & Lg 1-2

3 Lds 550-575 lbs 96.75-100.10 VA

6 Lds 600-695 lbs 94.00-100.00 NC, GA, TN

10 Lds 725-790 lbs 91.90-96.50 NC, GA, TN

33 Lds 800-890 lbs 88.25-94.50; mostly 89.25-93.50 TN, NC, GA, SC

10 lbs 925-985 lbs 87.10-89.25 VA, NC, TN

Holstein Steers Lg 2

1/2 Ld 825 lbs 67.50 TN

Heifers: Med & Lg 1-2

Ld 550 lbs 87.25 VA

7 Lds 600-675 lbs 88.50-92.50 TN, NC

6 Lds 740-780 lbs 87.00-88.30 NC, SC, TN

2 Lds 800 lbs 86.10-86.30 NC, GA

Mixed Loads: Steers & Heifers Med & Lg 1-2

Ld 650 lbs Strs 95.50;

Ld 625 lbs Hfrs 88.50

Ld 635 lbs Strs 87.75

Ld 775 lbs Strs 90.00 GA

Hfrs 85.00

Ld Strs 800 lbs 85.00 GA

Hfrs 770 lbs 80.00

Ld 800 Lbs Strs 88.25 GA

Hfrs 83.25

BLUEGRASS STOCKYARD INTERNET SALE 8/12/09

68 head of heifers, bbwf, 735 lbs \$90.50
62 head of steers, mixed, 790 lbs \$94.30
60 head of steers, bbwf-chax, 825 lbs \$95.10
61 head of heifers, mixed, 825 lbs \$85.75
58 head of steers, bbwf, 875 lbs \$93.80
58 head of steers, bbwf, 875 lbs \$94.30
55 head of steers, mixed, 900 lbs \$89.90
55 head of steers, mixed, 910 lbs \$89.50
153 head of holstein, 985 lbs \$73.70
102 head of holstein, 985 lbs \$73.10

****The following news summary is from the National Livestock Producers Association****

For more information please go to www.NLPA.org

GIPSA's Butler Promises Tough Enforcement of P&S Act (Livestock Marketing Assn., 8/11) -- Saying "We know that we have an imbalance of power in some industries," Grain Inspection, Packers and Stockyards Administrator J. Dudley Butler Friday promised to actively enforce the P&S Act, especially provisions intended to prevent price discrimination when packers buy livestock from producers. He was speaking to the annual meeting, in St. Louis, of the Organization for Competitive Markets.

The 2008 farm bill mandated that GIPSA write rules to clarify its enforcement of the P&S Act. Many in Congress say that enforcement, particularly of provisions covering packer conduct in the marketplace, has not been carried out vigorously under both Democratic and Republican administrations. Butler said a draft of those rules will be published this fall for public comment. He encouraged livestock producers and others to comment on the rules, not only because it informs USDA, but also because USDA can use that information to justify its rules if someone sues to strike them down. Comments "are probably the best thing you can do" he said.

Obama's New Food Act to Seal Sorry State of America's Farms (Beef Magazine, 8/10) -- "We are a nation built on the strength of individual initiative. But there are certain things that we can't do on our own. There are certain things that only a government can do. And one of those things is ensuring that the foods we eat ...are safe and don't cause us harm." -- President Barack Obama, March 14, 2009. This situation is about to change with the Food Safety Enhancement Act (H.R. 2749) which was scheduled for consideration this week under suspension of the standard rules governing congressional legislation. The Ranking Member of the House Agricultural Committee urged his colleagues not to rush The Food Safety Enhancement Act (H.R. 2749) through Congress. The move to suspend the rules was defeated by two votes.

USDA Debt "Retooling" Plan Up and Running (Farm Service Agency, 8/10) -- Agriculture Secretary Tom Vilsack today announced that USDA is undertaking an unprecedented effort to use the department's administrative flexibility to provide relief to individuals and businesses in struggling agriculture industries. Vilsack has ordered USDA Rural Development and the Farm Service Agency to use all available means to help producers, processors and other small businesses who have been hit by worsening economic conditions.

Governors Urge Obama To Help Pork Producers (National Pork Producers Council, 8/7) -- The National Pork Producers Council today commended the governors from Colorado, Illinois, Iowa, Kentucky, Michigan, Nebraska, North Carolina, Oklahoma and Wisconsin for urging President Obama to take immediate action to help U.S. pork producers through a nearly 2-year-old economic crisis. In a letter sent to the president today, the governors of asked the administration to: (1) Support at least an additional \$50 million of pork purchases for government feeding programs. (The U.S. Department of Agriculture annually buys pork for federal food programs; it bought nearly \$62.6 million worth in 2008, for example.) (2) Remove a spending cap on USDA's Section 32 food-assistance program so that additional purchases of surplus agriculture products, including pork, can be made. (Congress imposed the cap as part of USDA's fiscal 2009 budget.) and (3) Urge China to quickly lift a ban on U.S. pork that was put in place because of the H1N1 flu outbreak and to eliminate other barriers to U.S. pork exports.

Senators Warn on Climate Bill (Pork, 8/7) -- A group of 10 U.S. senators considered crucial to Senate passage of the climate bill have sent a letter to President Obama critical of the proposed legislation, according to the New York Times. In the letter, the law makers warn that a limit on carbon emissions would be a great advantage to foreign manufacturers and place American jobs in jeopardy. The senators warn that countries which do not adopt their own carbon limits such as those proposed by the climate bill

passed last week by the House will have a decided cost advantage and the United States will lose jobs.

USDA & Justice Dept To Hold Public Workshops For Competition Issues In Ag (CattleNetwork, 8/5) -- Agriculture Secretary Tom Vilsack and Attorney General Eric Holder announced today that the U.S. Department of Agriculture (USDA) and the Department of Justice will hold joint public workshops to explore competition issues affecting the agriculture industry in the 21st century and the appropriate role for antitrust and regulatory enforcement in that industry. These are the first joint USDA/Department of Justice workshops ever to be held to discuss competition and regulatory issues in the agriculture industry.

The goals of the workshops are to promote dialogue among interested parties and foster learning with respect to the appropriate legal and economic analyses of these issues as well as to listen to and learn from parties with real-world experience in the agriculture sector. The first workshop will be held in early 2010. While some of the workshops may be held in Washington, D.C., others will be held regionally. The Department of Justice and USDA are soliciting public comments from lawyers, economists, agribusinesses, consumer groups, academics, agricultural producers, agricultural cooperatives, and other interested parties. Detailed agendas and schedules for the workshops will be made available on the Antitrust Division's web site at www.usdoj.gov/atr.

Emergency H1N1 Plan Developed by APHIS (Brownfield Network, 8/11) -- USDA's Animal and Plant Health Inspection Service-APHIS-has developed a plan for dealing with a positive diagnosis of the Type A H1N1 virus in a U.S. swine herd. Agency officials are holding a series of meetings with government agencies, state animal health and public health officials, and pork industry associations to share the plan and recommendations. APHIS has also shared the information with the Agricultural Research Service, the Food Safety Inspection Service and the Centers for Disease Control.

Korea Lifts Restrictions On U.S. Hogs, Pork (National Pork Producers Council, 8/12) -- The National Pork Producers Council today hailed the Republic of Korea's decision to inspect only a sample of U.S. pork exports rather than 100 percent of them and to lift a ban on live hog imports from the United States. The restrictions were put in place in the wake of the H1N1 flu outbreak. The U.S. pork industry since September 2007 has lost nearly \$4.5 billion, and producers have lost an average of more than \$21 per hog marketed since then. While high production costs – mostly feed grain prices – are the primary culprit for the industry's economic woes, restrictions on U.S. pork and hog exports put in place in early May by a number of countries that cited fears of H1N1 exacerbated the problems.

We'll Scream Bloody Murder (Pork, 8/7) -- Canada's government finds itself in a pork predicament. It faces a decision that will either set off protests among Canadian pork producers or make U.S. pork producers howl, according to an industry analysis by CNNMoney.com. If the Canadian government declines a request from its pork industry for C\$800 million (U.S. \$741 million) loan request, Canada stands to lose a large chunk of its pork industry to bankruptcy and closures.

Panama Lifts Ban On Canadian Beef (CattleNetwork, 8/12) -- Canadian beef exports will have access to Panama for the first time since 2003. Stockwell Day, Minister of International Trade and Minister for the Asia-Pacific Gateway, and Federal Agriculture Minister, Gerry Ritz, today confirmed that Panama has approved Canada's meat inspection system and lifted the ban on Canadian beef imposed in 2003 because of bovine spongiform encephalopathy (BSE). Approving Canada's meat inspection system and granting of access to Canada is important because it gives our exporters the ability to ship beef and pork from all federally-registered Canadian meat establishments.

Meat Industry Concentration Not Causing Increased Food Prices (Meatingplace.com, 8/12) – The structure of the beef and pork processing industries, among other agricultural sectors, hasn't negatively impacted commodity or food prices, according to a new report by the U.S. Government Accountability Office. The report concluded that increased concentration has occurred at all levels of the food marketing chain in all agricultural sectors since the 1980s, but overall food prices and food prices in each of the five major agricultural sectors have risen nearly as much as prices for consumer goods and services through July 2008.

Selling Carbon Credits With The Calves (BEEF Magazine, 8/4) -- Add this to the possible ways of adding value to the calves and feeder cattle you're trading: verified carbon credits. According to IMI Global, the first such calves and carbon credits were marketed at last week's Superior Livestock Video Royal XVII sale at Winnemucca, NV. Mayfield Ranch of Hidalgo, NM, sold the calves. Buyers paid one price for both the cattle purchased at auction and the carbon credits associated with the sustainable activities of the ranch. According to John Saunders, IMI Global CEO, the company developed VerifiedGreen to address sustainability programs such as the initiative recently introduced by Wal-Mart. "The benefit of marketing carbon credits attached to cattle or other commodities is that it simplifies the process for farmers and ranchers," Saunders explains. "Instead of having to develop new markets and customers for the credits they have to sell, farmers and ranchers can provide additional value to their current customers already buying the cattle.

Time for Imports to Pay Dairy Checkoff (Brownfield Network, 8/11) -- The National Milk Producers Federation is calling on

USDA to implement the dairy checkoff on imports. Currently, imports are not assessed the 10 cents per hundredweight for promotion and research even though it was included in the 2002 Farm Bill. The measure was again included in the 2008 farm bill and USDA issued a proposed rule in May, inviting public comment on the rule. NMPF President and CEO Jerry Kozak says the comment period is over and it is time to implement the checkoff.

The Omnivore's Delusion (Beef Daily Blog, 8/10) -- A recent article in The American, The Journal of the American Enterprise Institute, titled, "The Omnivore's Delusion: Against the Agri-Intellectuals," written by Blake Hurst, is a well-balanced piece definitely worth taking a look at. Hurst describes an experience on a plane when he interrupted a broadcast journalist spending the flight telling his radio listeners about the "evils" of agriculture. Hurst, a farmer himself, tackles consumer misconceptions, media's outright lies, sustainability and critics of modern agriculture.

New Local Lamb Marketing Kit (American Lamb Board, 8/6) --The best "lambassadors" for the sheep industry are those who know it best – you! Our new Local Lamb Marketing kit is designed to help you generate media coverage for lamb and the sheep industry on the local level. It includes tools to help you promote lamb at county and state fairs, food and wine festivals, tasting events and more. Downloadable copies of the Tool Kit are available at www.lambcheckoff.com

LRP-Lamb Sales Will Resume (American Sheep Industry Assn., 8/7) -- Sales of the Livestock Risk Protection-Lamb (LRP-Lamb) plan of insurance will begin again on Sept. 14, according to U.S. Department of Agriculture's (USDA) Risk Management Agency (RMA). Sales under the 2009 and 2010 Livestock Risk Protection (LRP) Lamb Specific Coverage Endorsements were suspended due to the unavailability of pricing information and was no longer available for sale. The American Sheep Industry Association's (ASI) Sheep Venture Company (SVC) and the Livestock Marketing Information Center have been working with RMA and the Federal Crop Insurance Corporation (FCIC) for nearly a year on several enhancements to LRP-Lamb.

Emmit Rawls
Professor
Agricultural Economics

Chuck Danehower
Extension Area Specialist
Farm Management

University of Tennessee Extension
Department of Agricultural Economics
314 Morgan Hall • 2621 Morgan Circle
1-800-345-0561- for up to date market news

<http://economics.ag.utk.edu/>
<http://www.tnbeefcattleinitiative.org/curmkt.htm>

USDA / Tennessee Department of Agriculture Market News Service
<http://picktnproducts.org/producer/marketreport.html>